

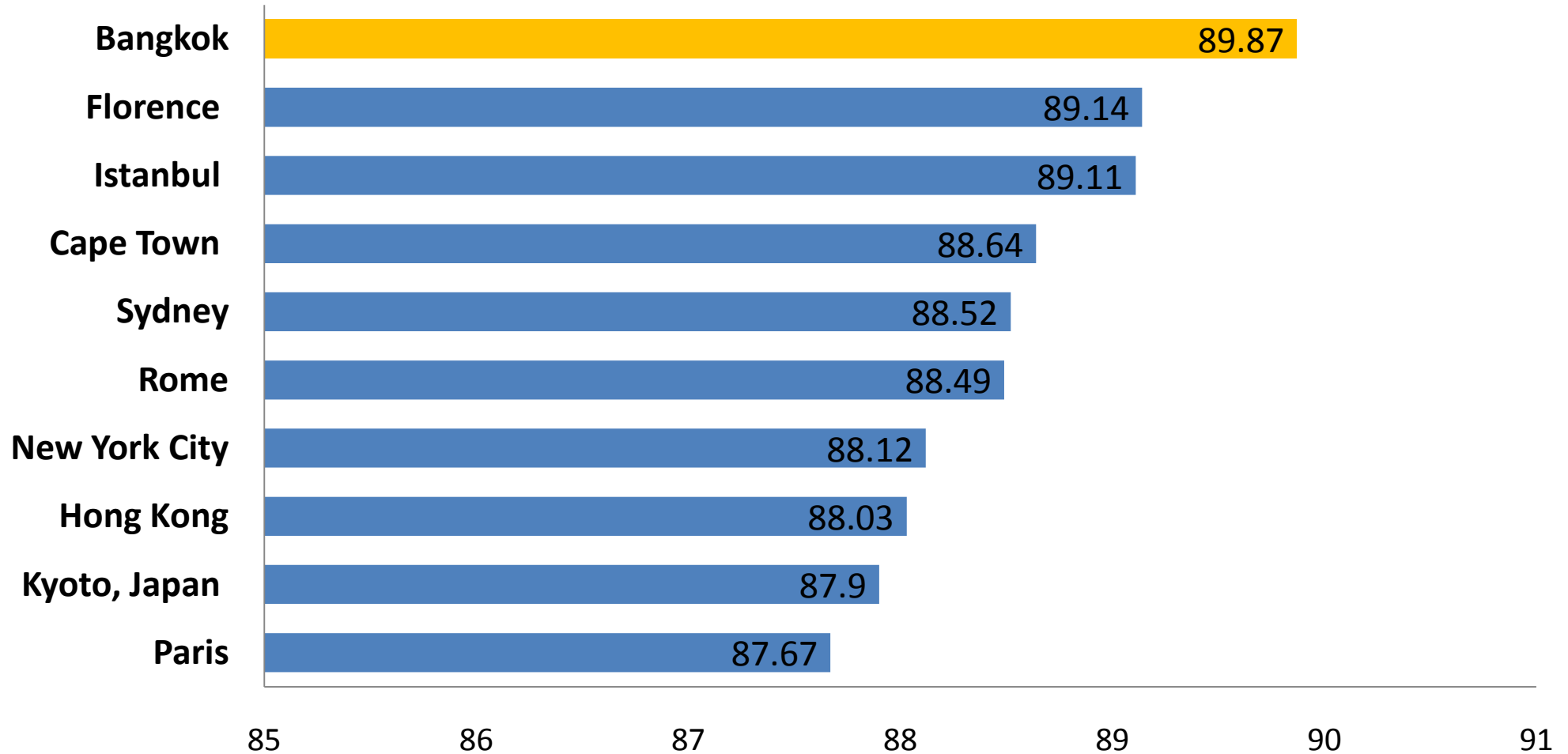
Thailand Ranking 2012



Thailand Ranking available as of September 2012

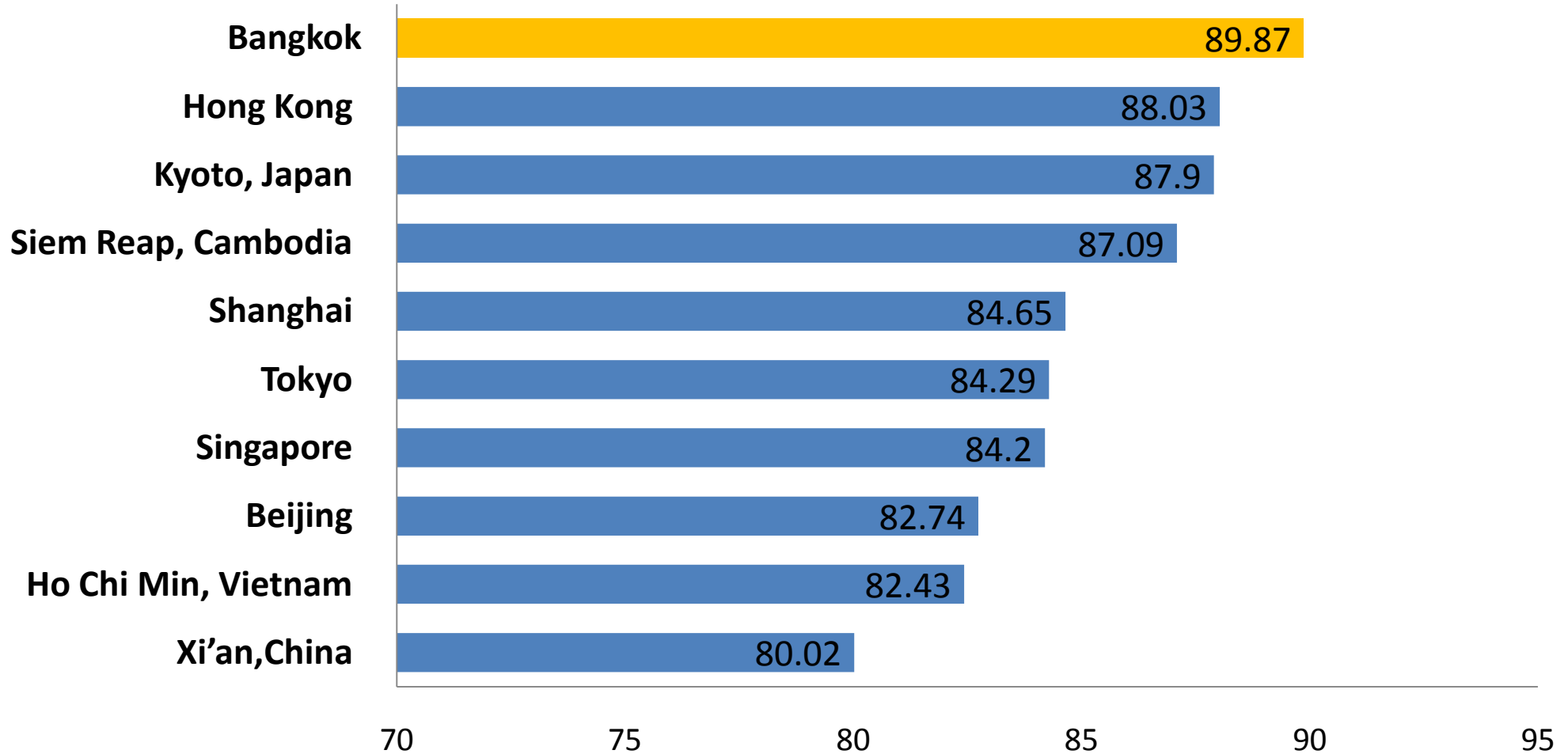
2012 World's Best Cities

By **TRAVEL+
LEISURE**



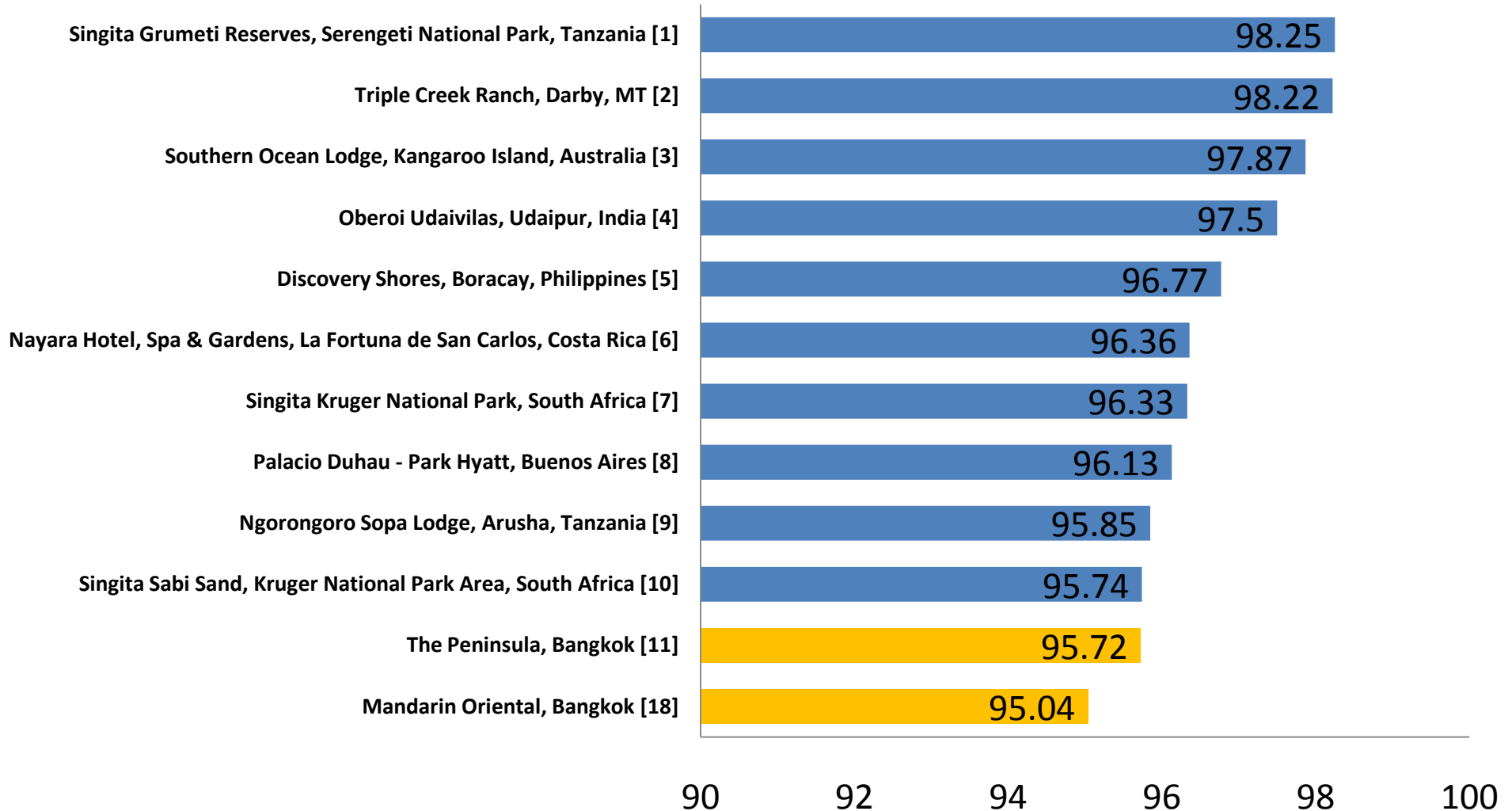
2012 Top Cities in Asia

By **TRAVEL+
LEISURE**



World's Best Hotels 2012

By **TRAVEL+
LEISURE**



Top 25 Hotels in the World

by



Rank	Name
1	The Phoenix Resort San Pedro, Belize
2	Anastasis Apartments Imerovigli, Greece
3	Hamanasi Adventure and Dive Resort Hopkins, Belize
4	Riad Kniza Marrakech, Morocco
5	Derwent House Boutique Hotel Cape Town Central, South Africa
6	Castlewood House Dingle, Ireland
7	Palais Amani Fes, Morocco
8	Loch Lein Country House Killarney, Ireland
9	Tambo del Inka, a Luxury Collection Resort & Spa Urubamba, Peru
10	Golden Well (U Zlate Studne) Prague, Czech Republic
11	Waldorf Astoria Chicago Chicago, Illinois
12	Wellness Hotel Casa Barca Malcesine, Italy
13	Strandhill Lodge and Suites Hotel Strandhill, Ireland
14	Alchemist Residence Nosticova Prague, Czech Republic
15	The Charterhouse Torquay, United Kingdom

Rank	Name
16	Taj Lake Palace Udaipur Udaipur, India
17	Cocoa Island by COMO South Male Atoll
18	Blackheath Lodge Cape Town Central, South Africa
19	Naturhotel Waldklausen Langenfeld, Austria
20	CERVO Zermatt Zermatt, Switzerland
21	Century Park Motor Lodge Nelson, New Zealand
22	Layana Resort and Spa Ko Lanta, Thailand
23	Hotel Villa Ducale Taormina, Italy
24	Astra Suites Imerovigli, Greece
25	Reid's Palace by Orient-Express Funchal, Portugal

Top 25 Hotels in Asia



Rank	Name
1	Taj Lake Palace Udaipur Udaipur, India
2	Cocoa Island by COMO South Male Atoll
3	Layana Resort and Spa Ko Lanta, Thailand
4	Constance Moofushi Resort, Maldives South Ari Atoll
5	Casa del Mar, Langkawi Pantai Cenang, Malaysia
6	Amazing Ngapali Resort Ngapali, Myanmar
7	Gili Lankanfushi Maldives North Male Atoll
8	Sojourn Boutique Villas Siem Reap, Cambodia
9	Baros Maldives North Male Atoll
10	La Residence d'Angkor by Orient-Express Siem Reap, Cambodia
11	Orange County, Kabini Mysore, India
12	Komaneka at Tanggayuda Ubud, Indonesia
13	Nihiwatu Sumba, Indonesia
14	Hansar Bangkok Bangkok, Thailand
15	Fairmont Beijing Beijing, China

Rank	Name
16	Jamahal Private Resort & SPA Jimbaran, Indonesia
17	Veligandu Island Resort North Ari Atoll
18	Siripanna Villa Resort & Spa Chiang Mai, Thailand
19	Sandalwood Luxury Villas Koh Samui, Thailand
20	Mandarin Oriental Dhara Dhevi, Chiang Mai Chiang Mai, Thailand
21	The Samaya Bali Seminyak, Indonesia
22	Mandarin Oriental, Hong Kong Hong Kong, China
23	Zazen Boutique Resort & Spa Bophut, Thailand
24	La Residence Phou Vao by Orient-Express Luang Prabang, Laos
25	Ping Nakara Boutique Hotel & Spa Chiang Mai, Thailand

Top 10 Beach Destinations in Asia

by



Rank	Name
1	Boracay, Philippines
2	Ko Phi Phi Don, Thailand
3	Ko Lanta, Thailand
4	Koh Phangan, Thailand
5	Koh Tao, Thailand
6	Kata Beach, Thailand
7	Candolim, India
8	Chaweng, Thailand
9	Nusa Dua, Indonesia
10	Bophut, Thailand

7 of 10 beach destinations are ranked in Thailand

Go Asia Award 2012

by



Best Airline in Asia

1. Singapore Airlines
2. Thai Airways
3. Cathay Pacific

Most popular destination in Asia

1. Thailand
2. Singapore
3. Indonesia

Best Hotel in Asia

1. The Peninsula (Bangkok, Thailand)
2. Siam@Siam (Bangkok, Thailand)
3. The Mandarin Oriental (Chiang Mai, Thailand)

Thailand was voted by visitors of goasia.de as **the most popular travel destination in Asia** during Go Asia Awards 2012. in Berlin

The World's Top 20 iconic skyscrapers



Rank	Name
1	Empire State Building, New York, United States
2	China Central Television Headquarters, Beijing, China
3	Commerzbank Headquarters, Frankfurt, Germany
4	Elephant Tower, Bangkok, Thailand
5	Bitexco Financial Tower, Ho Chi Minh City, Vietnam
6	Transamerica Pyramid, San Francisco, United States
7	Bank of China Tower, Hong Kong
8	Kingdom Center, Riyadh, Saudi Arabia
9	Petronas Twin Towers, Kuala Lumpur, Malaysia
10	Tokyo Mode Gakuen Cocoon Tower, Tokyo, Japan
11	Shanghai World Financial Center, Shanghai, China
12	Hotel & Casino Grand Lisboa, Macau
13	Bahrain World Trade Center, Manama, Bahrain
14	Two International Finance Center, Hong Kong
15	Burj al Arab, Dubai, United Arab Emirates

Rank	Name
16	Taipei 101, Taipei, Taiwan
17	Torre Agbar, Barcelona, Spain
18	Burj Khalifa, Dubai, United Arab Emirates
19	30 St. Mary Axe, London, England
20	Turning Torso, Malmo, Sweden

4. Elephant Tower, Bangkok, Thailand



Height: 102 meters

Cost to build: NA

Completion date: 1997

Fast fact: The building contains a swimming pool.

10,000 times bigger than a real elephant, and 10,000 times uglier too.

The World's 10 Best Parks and Reserves

by

lonely planet



THAILAND
convention & exhibition bureau

Rank	Name
1	Namib Naukluft National Park, Namibia
2	Banff National Park, Canada
3	Mungo National Park, Australia
4	Grand Canyon National Park, Arizona, USA
5	Khao Sok National Park, Thailand
6	Northeast Greenland National Park, Greenland
7	Iguazu Falls National Park, Argentina/Brazil
8	Saba Marine National Park, Netherlands Antilles
9	Tongariro National Park, New Zealand
10	Galápagos National Park, Galápagos Islands

5. Khao Sok National Park, Thailand

Welcome to *Jurassic Park* – you can almost hear the theme song playing in surround sound while you venture between the soaring limestone karsts. Add a prancing Tyrannosaurus rex and Thailand's first protected preserve would be a dead ringer for Crichton's prehistoric Disneyland. This dripping, juicy jungle is part of the oldest rainforest in the world, where snakes, monkeys and tigers lurk within the tangle of lazy vines. The park also features the world's largest flower, the *Rafflesia kerrii*, which can reach over 80cm in diameter. It has no roots or leaves of its own; instead it lives parasitically inside the roots of the liana plant.

The air-con bus from Bangkok takes 10 hours and costs around 450THB; a minibus from Phuket is about 4000THB. For more information see www.khaosok.com.

The World's Greatest Markets

by

lonely planet



THAILAND
convention & exhibition bureau

Rank	Name
1	Khan Al-Khalili, Egypt
2	Chatuchak, Thailand
3	Temple St, Hong Kong
4	Kashgar, China
5	Chiang Mai, Thailand
6	Camden, England
7	Tsukiji Fish Market, Japan
8	Grand Bazaar, Turkey
9	Aleppo, Syria
10	Pike Place Market, USA

2. Chatuchak, Thailand

This **Bangkok** weekend market (actually a 'minicity') has to be seen to be believed. Over its 14 hectares **Chatuchak** contains between 9000 and 15,000 stalls (depending on what's on and who's doing the counting) and it attracts 200,000 visitors per day. Come here for Thai handicrafts and antiques among many other delights, but don't come here on hot, humid days – pressed against all that flesh, you might faint or fade away. To get there take the skytrain to Mo Chit station or the metro to Suan Chatuchak station.

5. Chiang Mai, Thailand

The **Chiang Mai market** opens after sundown and it's 'bargain city'. Fancy a fake Rolex? Get it here. Pirate DVDs? You got it. Fabrics, silks, sunglasses, gems, it's all here, as are swords and chicken feet. The centrepiece is the Night Bazaar Building, three floors of all this and more. Bargain for all you're worth for a rollicking good time. Every Sunday, head to Royal Avenue (Ratchadamnern Road) in the old city. This market is not to be confused with the Night Bazaar on Chan Klan Road.

The Best Countries for Food

by

lonely planet

Rank	Country
1	Thailand
2	Greece
3	China
4	France
5	Spain
6	Mexico
7	Italy
8	India
9	Japan
10	Indonesia & Malaysia

Remark: This ranking shows in no particular order

1. Thailand



Image by jaaron

Standing at the crossroads of India, China and Oceania, **Thai** cuisine is like a best-of of all three's techniques and ingredients. Dishes generally go in hard with garlic and chillies (especially the *phrik khii nuu* variety, which literally translates as 'mousethit peppers'). Other signature ingredients include lime juice, coriander and lemon grass, which give the cuisine its characteristic tang. Legendary fish sauce or shrimp paste looks after the salt.

The world's 50 best restaurants 2012

Organised by Restaurant magazine, World's 50 Best Restaurants list is an annual snapshot of the opinions and experiences of over 800 international restaurant industry experts

Nahm

27 South Sathorn Road Tungmahamek,
Sathorn, Bangkok 10120, Thailand
+662 625 3388
www.metropolitan.bangkok.como.bz

Years on list: 1 - New Entry

When Australian David Thompson announced he was opening a second site of his successful London-based Thai restaurant in Bangkok, a few eyebrows were raised. Two years later, many will have revised their views, given the quality of Thompson's high-reaching cooking, which has flashes of haute cuisine without straying too far from tradition. Dishes contrast salty and sweet and hot and fragrant – so while some are delicate, others are punchy and powerful.



“Ambitious high-end cooking from Thailand's adopted son



Thai Airways 2012 Ranking in Other Titles

By



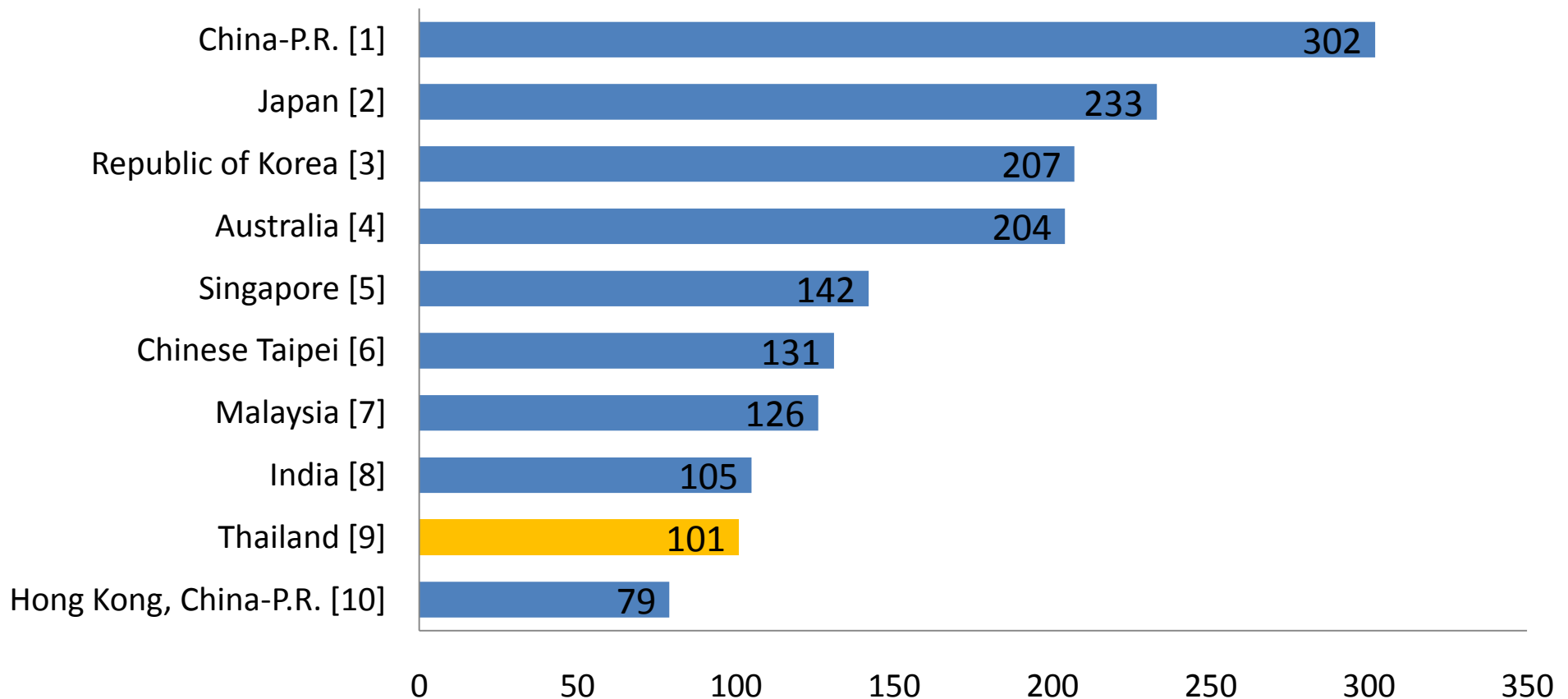
- **9th for *The World's Top 10 Airlines***
- **5th for *The Best Airline in Asia***
- **6th for *The World's Best Airline Cabin Staff***
- **1st for *The World's Best Airline Ground Services***
- **8th for *The World's Best Economy Class Airline***
- **6th for *The World's Best Economy Airline Seats***
- **4th for *The World's Best First Class Airline Lounges at Bangkok***
- **9th for *The World's Best First Class Onboard Catering***
- **9th for *The World's Best Business Class Onboard Catering***
- **5th for *The World's Best Economy Class Onboard Catering***

2011 ICCA Ranking



The Association Meetings Market 2011

Asia Pacific & Middle East rankings: Number of meetings per country

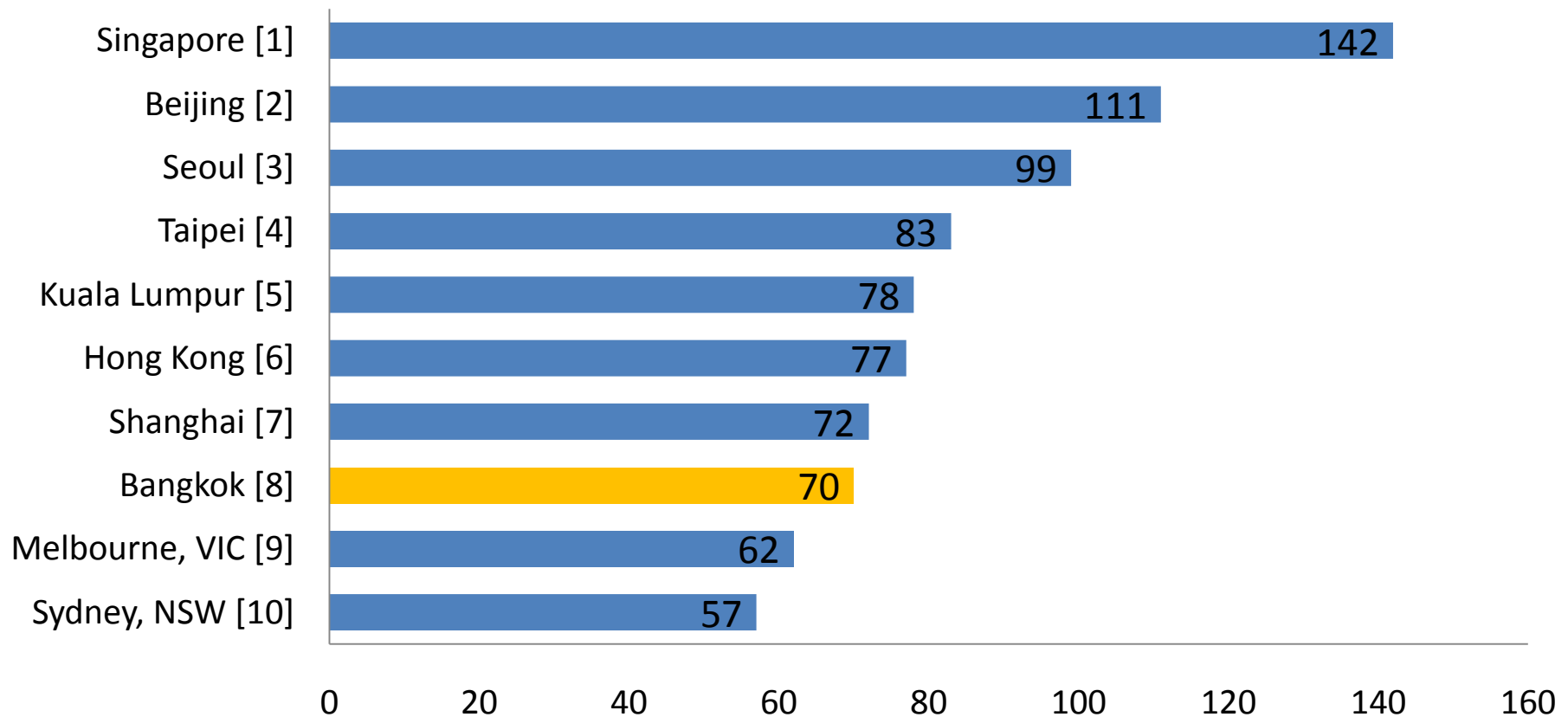


2011 ICCA Ranking

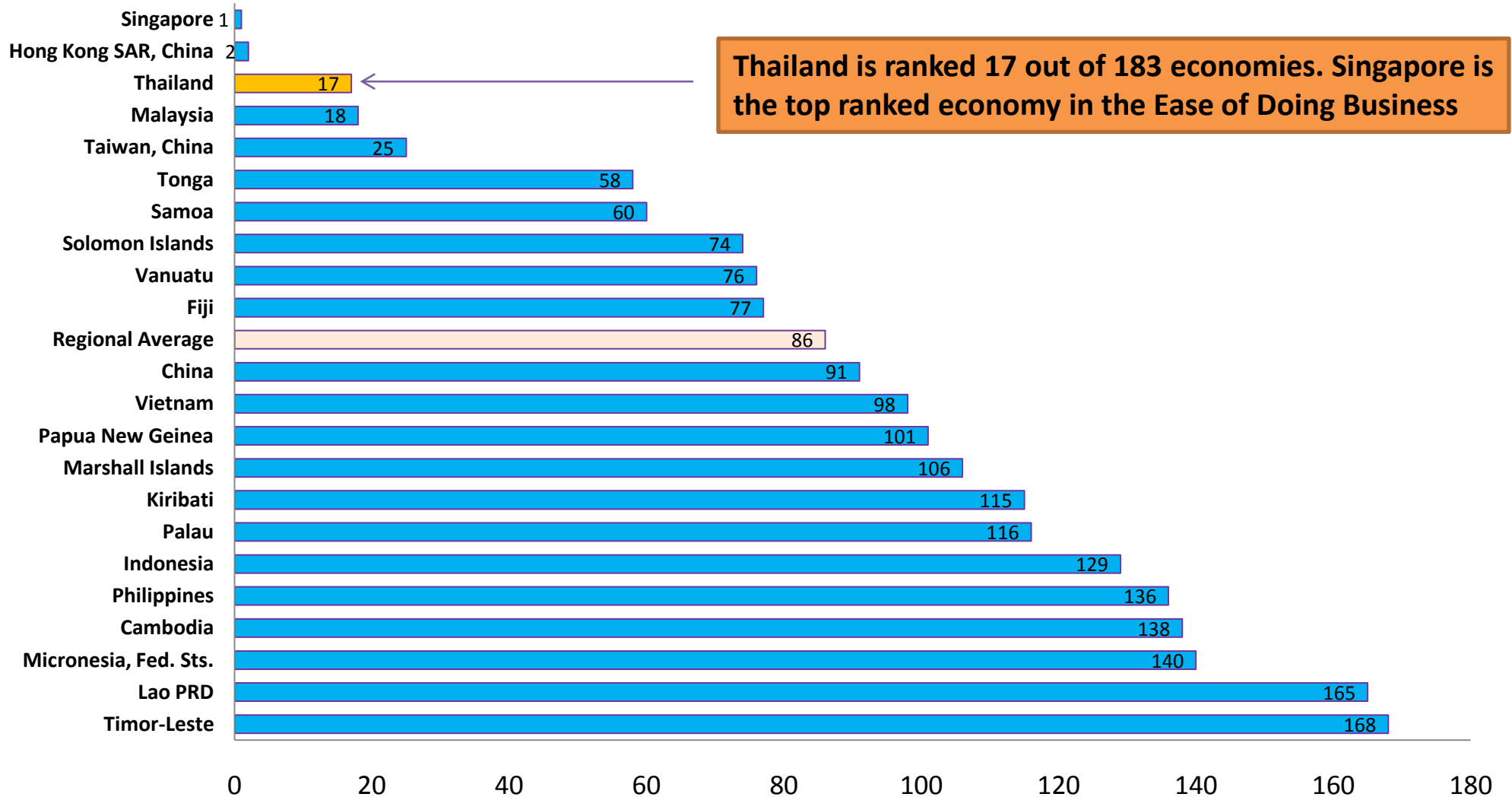


The Association Meetings Market 2011

Asia Pacific & Middle East rankings: Number of meetings per city



Ease of Doing Business (Global Ranking)



Thailand is ranked 17 out of 183 economies. Singapore is the top ranked economy in the Ease of Doing Business

Ease of Doing Business

In East Asia & Pacific Region

by The World Bank



Thailand is in top 3 for Ease of doing business in East Asia & Pacific region.

• Rankings by region:

East Asia & Pacific

or

• Rankings by income:

select income

or

• Rankings by population:

select grouping

PRINT

EXCEL

Economy	Ease of Doing Business Rank ▲	Starting a Business	Dealing with Construction Permits	Registering Property	Getting Credit	Protecting Investors	Paying Taxes	Trading Across Borders	Enforcing Contracts	Closing a Business
Singapore	1	1	2	1	3	1	2	1	2	1
Hong Kong SAR, China	2	2	1	10	2	2	1	2	1	3
Thailand	3	11	5	2	7	4	18	3	4	5
Malaysia	4	17	18	11	1	3	7	5	8	7
Taiwan, China	5	4	16	5	7	12	15	4	14	2
Vanuatu	6	15	6	16	7	12	4	22	11	6
Samoa	7	3	9	6	19	5	12	16	13	17
Fiji	8	13	11	9	5	7	13	19	10	13
Tonga	9	5	7	18	15	16	8	9	7	10
Mongolia	10	8	17	4	7	5	11	23	6	14
Vietnam	11	12	13	8	4	21	22	11	5	15
China	12	20	24	7	6	15	20	7	3	9

Thailand's Ranking in Doing Business 2012

by The World Bank



Starting a Business i

DB 2012 RANK **78** DB 2011 RANK **97** CHANGE IN RANK **+19** | [View details >](#) [View methodology >](#) [Compare all economies >](#)

Indicator	Thailand	East Asia & Pacific	OECD
Procedures (number)	5	7	5
Time (days)	29	37	12
Cost (% of income per capita)	6.2	22.7	4.7
Paid-in Min. Capital (% of income per capita)	0.0	20.1	14.1

Dealing with Construction Permits i

DB 2012 RANK **14** DB 2011 RANK **14** CHANGE IN RANK **0** | [View details >](#) [View methodology >](#) [Compare all economies >](#)

Indicator	Thailand	East Asia & Pacific	OECD
Procedures (number)	8	17	14
Time (days)	157	159	152
Cost (% of income per capita)	9.5	99.1	45.7

Thailand's Ranking in Doing Business 2012

by The World Bank



Registering Property ⁱ

DB 2012 RANK **28** DB 2011 RANK **18** CHANGE IN RANK **+10** | [View details »](#) [View methodology »](#) [Compare all economies »](#)

Indicator	Thailand	East Asia & Pacific	OECD
Procedures (number)	2	5	5
Time (days)	2	81	31
Cost (% of property value)	6.3	4.1	4.4

Getting Credit ⁱ

DB 2012 RANK **67** DB 2011 RANK **64** CHANGE IN RANK **+3** | [View methodology »](#) [Compare all economies »](#)

Indicator	Thailand	East Asia & Pacific	OECD
Strength of legal rights index (0-10)	5	7	7
Depth of credit information index (0-6)	5	2	5
Public registry coverage (% of adults)	0.0	10.3	9.5
Private bureau coverage (% of adults)	41.7	18.1	63.9

Thailand's Ranking in Doing Business 2012

by The World Bank



Protecting Investors i

DB 2012 RANK **13** DB 2011 RANK **12** CHANGE IN RANK **-1**

[View methodology >](#)

[Compare all economies >](#)

Indicator	Thailand	East Asia & Pacific	OECD
Extent of disclosure index (0-10)	10	5	6
Extent of director liability index (0-10)	7	5	5
Ease of shareholder suits index (0-10)	6	6	7
Strength of investor protection index (0-10)	7.7	5.4	6.0

Thailand's Ranking in Doing Business 2012

by The World Bank



Paying Taxes i

DB 2012 RANK **100** DB 2011 RANK **94** CHANGE IN RANK **+6**

[View methodology »](#)

[Compare all economies »](#)

Indicator	Thailand	East Asia & Pacific	OECD
Payments (number per year)	23	25	13
Time (hours per year)	264	215	186
Profit tax (%)	28.8	16.8	15.4
Labor tax and contributions (%)	5.7	10.7	24.0
Other taxes (%)	3.0	6.9	3.2
Total tax rate (% profit)	37.5	34.5	42.7

Thailand's Ranking in Doing Business 2012

by The World Bank



Trading Across Borders i

DB 2012 RANK **17** DB 2011 RANK **19** CHANGE IN RANK **+2**

[View methodology »](#) [Compare all economies »](#)

Indicator	Thailand	East Asia & Pacific	OECD
Documents to export (number)	5	6	4
Time to export (days)	14	22	10
Cost to export (US\$ per container)	625	906	1,032
Documents to import (number)	5	7	5
Time to import (days)	13	23	11
Cost to import (US\$ per container)	750	954	1,085

Enforcing Contracts i

DB 2012 RANK **24** DB 2011 RANK **24** CHANGE IN RANK **0**

[View details »](#) [View methodology »](#) [Compare all economies »](#)

Indicator	Thailand	East Asia & Pacific	OECD
Time (days)	479	519	518
Cost (% of claim)	12.3	47.8	19.7
Procedures (number)	36	37	31

Thailand's Ranking in Doing Business 2012

by The World Bank



Resolving Insolvency i

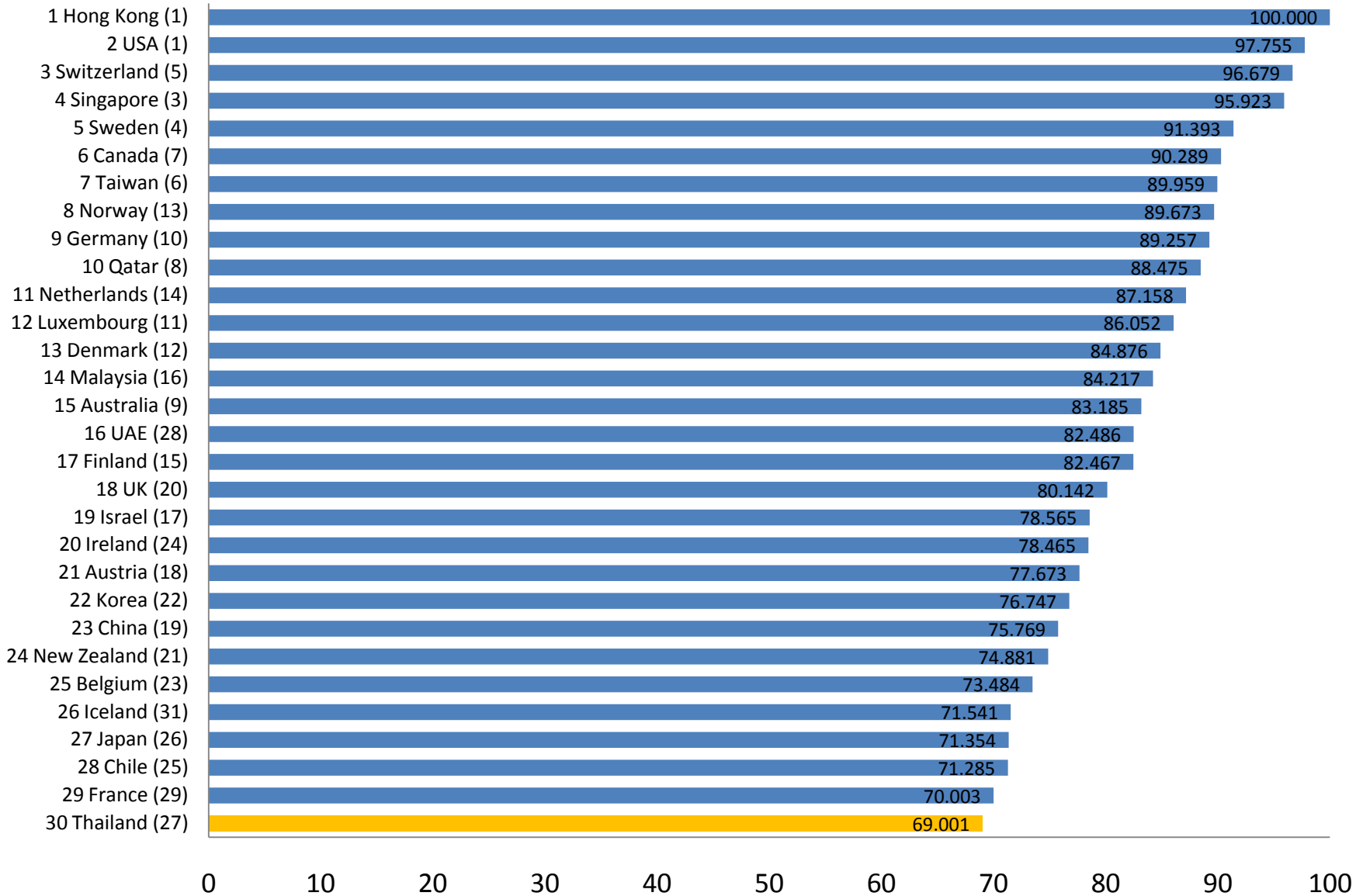
DB 2012 RANK **51** DB 2011 RANK **47** CHANGE IN RANK **+4**

[View methodology »](#)

[Compare all economies »](#)

Indicator	Thailand	East Asia & Pacific	OECD
Time (years)	2.7	2.9	1.7
Cost (% of estate)	36	23	9
Recovery rate (cents on the dollar)	43.3	29.5	68.2

The World Competitiveness Scoreboard 2012

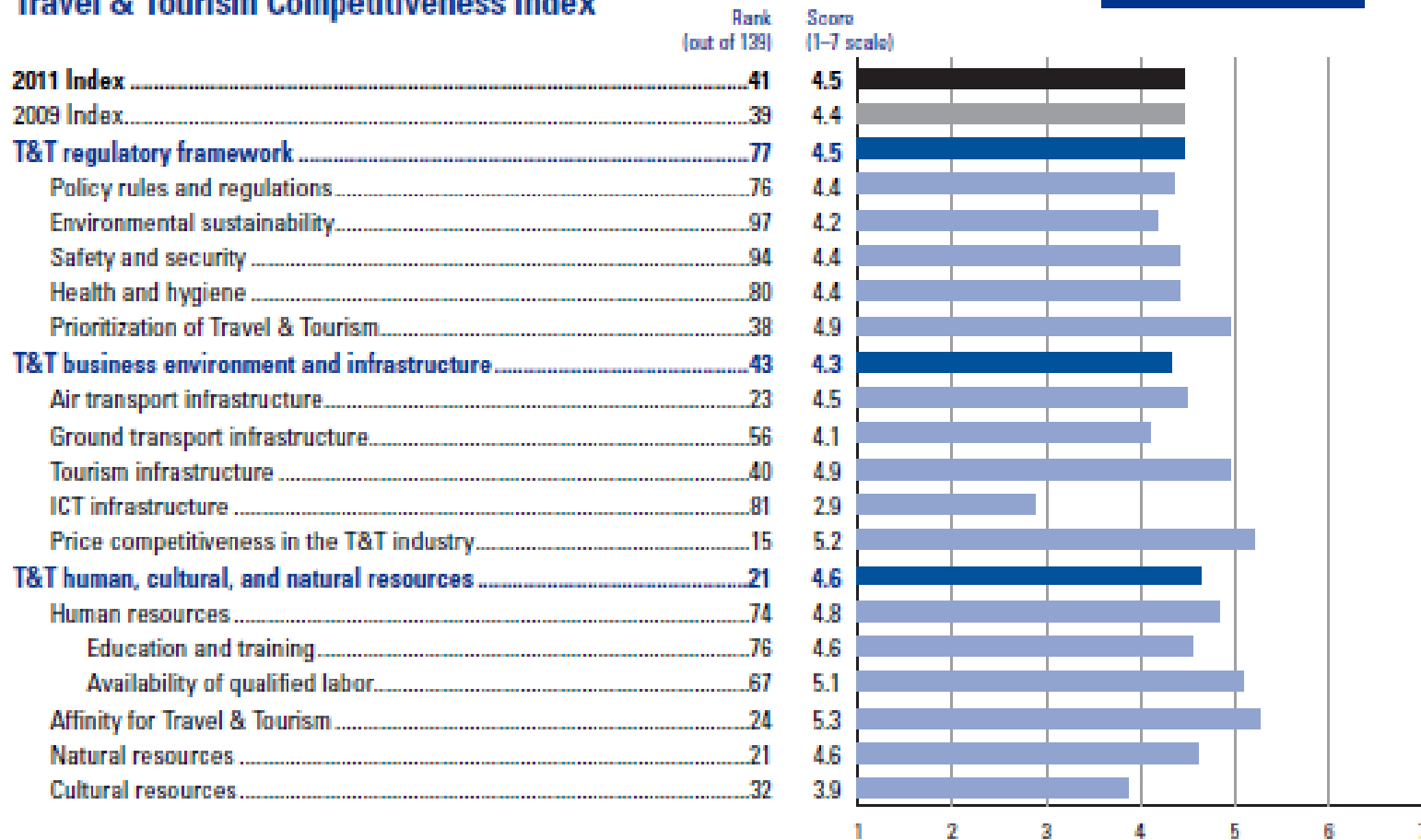


Travel Tourism Competitiveness 2011

Ranking in Thailand



Travel & Tourism Competitiveness Index



Note: For descriptions of variables and detailed sources, please refer to "How to the Read Country/Economy Profiles."

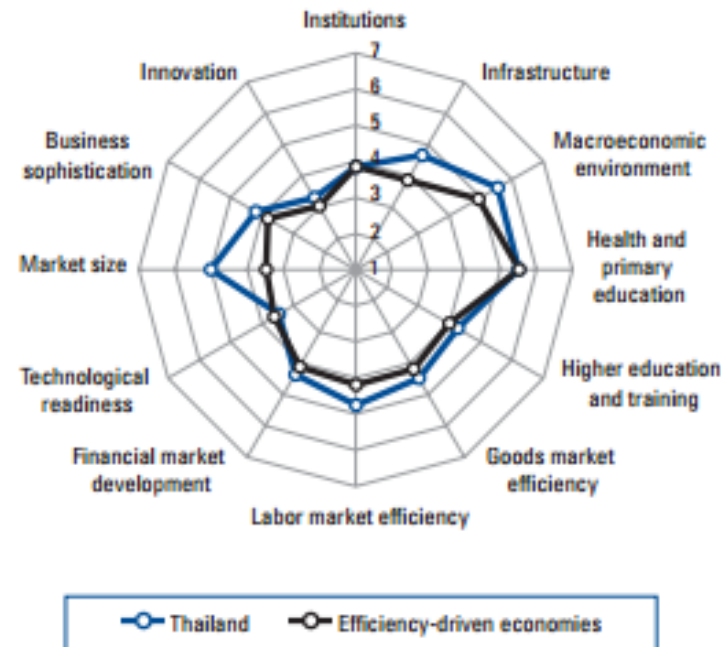
The Global Competitiveness 2011-2012

Ranking in Thailand



	Rank (out of 142)	Score (1-7)
GCI 2011-2012	39	4.5
GCI 2010-2011 (out of 139).....	38	4.5
GCI 2009-2010 (out of 133).....	36	4.6
Basic requirements (40.0%)	46	4.9
Institutions.....	67	3.9
Infrastructure.....	42	4.7
Macroeconomic environment.....	28	5.5
Health and primary education.....	83	5.5
Efficiency enhancers (50.0%)	43	4.4
Higher education and training.....	62	4.2
Goods market efficiency.....	42	4.5
Labor market efficiency.....	30	4.8
Financial market development.....	50	4.4
Technological readiness.....	84	3.5
Market size.....	22	5.0
Innovation and sophistication factors (10.0%)	51	3.7
Business sophistication.....	47	4.2
Innovation.....	54	3.3

Stage of development



2012 Country Index of Economic Freedom

Ranking of Thailand in the region



THAILAND
convention & exhibition bureau

World Rank: **60**

Regional Rank: **10**

Thailand's economic freedom score is 64.9, making its economy the 60th freest in the 2012 *Index*. Its score is 0.2 point better than last year due to gains in four of the 10 economic freedoms, including business freedom and labor freedom. Thailand is ranked 10th out of 41 countries in the Asia-Pacific region, and its overall score is higher than the world and regional averages.

Regional Ranking

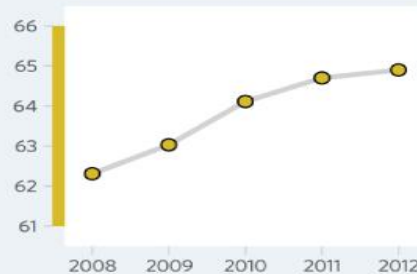
RANK	COUNTRY	OVERALL SCORE	CHANGE FROM PREVIOUS
1	Hong Kong	89.9	0.2 ↑
2	Singapore	87.5	0.3 ↑
3	Australia	83.1	0.6 ↑
4	New Zealand	82.1	-0.2 ↓
5	Taiwan	71.9	1.1 ↑
6	Macau	71.8	-1.3 ↓
7	Japan	71.6	-1.2 ↓
8	South Korea	69.9	0.1 ↑
9	Malaysia	66.4	0.1 ↑
10	Thailand	64.9	0.2 ↑

2012 INDEX OF ECONOMIC FREEDOM

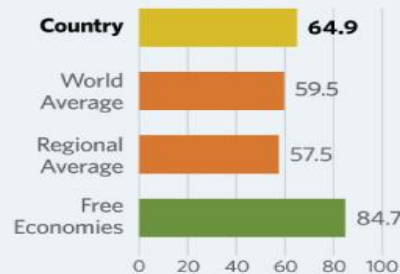
Thailand



Country Score Over Time



2012 Score Comparison



Sources: Terry Miller, Kim R. Holmes, and Edwin J. Feulner, 2012 *Index of Economic Freedom* (Washington, D.C.: The Heritage Foundation and Dow Jones & Company, Inc., 2012), at www.heritage.org/index.

heritage.org

RULE OF LAW

Property Rights 45.0 —
Freedom From Corruption 35.0 ↑

LIMITED GOVERNMENT

Government Spending 87.5 ↓
Fiscal Freedom 75.1 ↑

REGULATORY EFFICIENCY

Business Freedom 72.5 ↑
Labor Freedom 79.0 ↑
Monetary Freedom 69.3 ↓

OPEN MARKETS

Trade Freedom 75.2 ↓
Investment Freedom 40.0 —
Financial Freedom 70.0 —

Embed This Data

Thailand - Overall Performance



Overall Competitiveness

	2008	2009	2010	2011	2012
Rank	27	26	26	27	30

Economic Performance

	2008	2009	2010	2011	2012
Rank	12	14	6	10	15

Government Efficiency

	2008	2009	2010	2011	2012
Rank	22	17	18	23	26

Business Efficiency

	2008	2009	2010	2011	2012
Rank	25	25	20	19	23

Infrastructure

	2008	2009	2010	2011	2012
Rank	39	42	46	47	49

Basic Facts

	Value	Year
Population (million)	67.58	2011
Land area (km ² '000)	513.1	2010
GDP (\$ billion)	345.6	2011
GDP (PPP) per capita (\$)	8,757	2011
Real GDP growth (%)	0.1	2011
Consumer price inflation (%)	3.8	2011
Unemployment rate (%)	0.68	2011
Labor force (million)	38.92	2011
Current account balance (%)	4.64	2010
Direct investment		
Stocks inward (\$ billion)	127.26	2010
Flows inward (% of GDP)	2.44	2011

Market rankings & scores, 2012

By Asian Corporate Governance Association (ACGA)



Market category scores						
(%)	Total	CG Rules & Practices	Enforce-ment	Political & Regulatory	IGAAP	CG Culture
1. Singapore	69	68	64	73	87	54
2. Hong Kong	66	62	68	71	75	53
3. Thailand	58	62	44	54	80	50
4. = Japan	55	45	57	52	70	53
4. = Malaysia	55	52	39	63	80	38
6. Taiwan	53	50	35	56	77	46
7. India	51	49	42	56	63	43
8. Korea	49	43	39	56	75	34
9. China	45	43	33	46	70	30
10. Philippines	41	35	25	44	73	29
11. Indonesia	37	35	22	33	62	33

Source: Asian Corporate Governance Association




**Believe in
THAILAND**